


Curriculum Information – Year 2 – Spring 1

Class Saint



St Anne

Saint Anne is revered as the mother of Mary and the maternal grandmother of Jesus Christ, symbolising patience, family and devotion.

Feast Day: 26th July



CST Link: Solidarity

Saint Anne links to **Solidarity** because she cared for and supported her family and community. By teaching Mary faith and values, she helped shape Jesus' mission of love and unity, showing how people are connected and responsible for supporting one another.

RE



Christmas

Children will know and be able to sequence the story of Christmas from the annunciation to the flight into Egypt. They will be able to trace the journey of Mary and Joseph on a map. Children will understand some of the difficulties faced by Mary and Joseph.

Parables and Miracles

In this area of learning, children will know a range of parables and miracles and understand Jesus' qualities as a healer and teacher. They will also know that the Church carries on Jesus' work of healing through the Sacrament of the Sick.



English



Book focus: Little People, Big Dreams: Florence Nightingale by Maria Vegara



In English, our Year 2 children will be exploring the story *Florence Nightingale* and will be making a recount of her life. Along the way, we'll focus on learning key vocabulary and important grammar to make their writing exciting and accurate.

In Guided Reading, the children will read a variety of texts to build their fluency and deepen their understanding of what they read. This will help them become more confident and enthusiastic readers.

Ongoing throughout this and each term will be a strong focus on spelling, punctuation and handwriting. Please help your child to practise these skills at home. **Spellings will be sent home on a Thursday** to practice throughout the week. Practising spellings frequently is crucial to success in writing.


Maths



Year 2
Money
 In this unit, there is a lot of focus within the unit on addition and subtraction of money using part-whole models and bar models, in addition to counting methods – enabling children to find the most efficient strategies, such as counting on from the coin or note of highest value to find the total. Children work with pounds, pence and notes, and towards the end of the unit they will work with pounds and pence together.

Multiplication and Division
 Within this unit, children will gain a solid grounding in equal groups and what this means, as well as how to recognise any groups that are not equal. This is the first big idea relating to multiplication and it is essential knowledge before moving through the rest of the lessons. Children will be introduced to arrays as a representation of multiplication, which will help highlight the commutative properties of multiplication. Throughout this unit, repeated addition sentences will appear alongside multiplication sentences so that children have a reference to help them understand what \times means in context.

Science




Animals including humans
 Children will learn:

- About healthy eating
- About the different food groups
- About how we can help our bodies to grow
- Learn about simple hygiene
- Perform simple tests

Living things and their habitats
 Children will:

- Learn about different habitats
- Learn what living things need to survive













History



Who was the Lady with the Lamp?
Children will:
 - know when Florence Nightingale and Mary Seacole lived



	<p>- know what life was like for a nurse during the Crimean War</p> <p>- learn what life was like for a patient during the Crimean War</p> <p>- know what has changed in nursing between the Crimean War and the present</p> <p>- can use historical text and images to prove ideas about the past.</p>	
<p>Art</p> 	<p>In this unit children will:</p> <ul style="list-style-type: none"> - think about what might an expressive painting look like. - use both colour mixing and mark making to make an expressive painting. - identify different brushwork used by old masters Van Gogh and Cezanne - utilise the skills I have picked up relating to mark making, composition and colour mixing and apply it to their own still life painting. - display the work made through the half term and reflect on the outcomes. 	
<p>Computing</p> 	<p>In this unit children will:</p> <ul style="list-style-type: none"> • Learn about spreadsheets • Learn how to input data • Learn how to change data • Recognise rows and columns 	
<p>PE</p> 	<p><u>PE Day: Thursday</u></p> <p>This half term, children will be focusing on Fundamentals of movement.</p> <p>PE is on a Thursday. Please have PE Kit in school on this day.</p>	 <p>Everyone is special Human Dignity</p>
<p>Music</p> 	<p>Music will be taught by Mrs Wallace each week. The children will have different musical opportunities to help them to understand rhythm and pulse.</p>	
<p>PSHE</p> 	<p><u>Dreams and Goals</u></p> <p>This unit focuses on helping children set and achieve realistic goals. This unit encourages children to reflect on their strengths, work collaboratively, and celebrate their achievements. It also emphasises the importance of perseverance and reorganising group dynamics. This unit is designed to be a spiral scheme of learning, revisiting and extending knowledge and skills from previous years.</p>	
<p>Homework</p>	<ul style="list-style-type: none"> • Homework will be handed out on a Thursday and should be completed and handed in on the Tuesday that follows. • Morning Fluency sheets will continue to be handed out with a short daily Maths task to complete. 	

- | | |
|--|---|
| | <ul style="list-style-type: none">• Reading at home should take place five times a week. This will be monitored through daily diary checks. Children will receive a reading book and can also bring home their choice of book from our school library if they wish. |
|--|---|