






















Curriculum Information - Year One -Spring Term

<p>RE</p> 	<p>We will be thinking about Christmas during the beginning of January. This will include us learning about the story of the Annunciation and birth of Christ.</p> <ul style="list-style-type: none"> • What is Christmas? • Why do we celebrate Christmas? • Looking at the annunciation of Mary through to the birth of Jesus in Bethlehem. <p>We will then move on to Jesus as a teacher and Healer</p> <ul style="list-style-type: none"> • Looking at a range of Bible stories of Jesus and how he helped other people. • How Jesus healed the sick. • He helped a blind man to see. • He fed 5000 people. 	<p>Option for the poor.</p> <p>We believe in putting people in most need first (Option for the Poor)</p>  <p>Poppy the Popokotea</p> <p>We will learn about how Jesus helped everyone and use his teachings to help the people around us.</p>
<p>Class Texts</p> <p>English</p>  <p>Guided Reading</p>	<p style="text-align: center;">Author Study: Benji Davies</p> <p style="text-align: center;">The Storm Whale, Grandads Island, Mr Brown's Fantastic Hat</p> <p>This term we will be exploring books from one author, Benji Davies. We will explore similarities and differences of the books and his style of writing. We will also look at writing in his style by creating our own stories based on his.</p> <p>We will be focusing on the basics of writing; letters and sounds - recognition and representation, handwriting - correctly formed and positioned, demarcated sentences - capital letters and end marks. We will explore instruction writing through our work on pinch pots in art.</p> <p>We will also be focusing upon the grammatical feature of adjectives - a word that describes a noun / pronoun.</p> <p>In guided reading we will be developing our reading and comprehension skills through 3 key texts;</p> <p style="text-align: center;">On Sudden Hill The Bear and the Piano The Snow Dragon.</p>	  
<p>Maths</p> 	<p>We will be working with the operations of add, subtract and equals.</p> <p>Tasks will be set to deepen the understanding of these basic operations to ensure that children are able to understand them, apply them and to use them in reasoning.</p> <p>We will be looking at place value of numbers up to 50.</p>	
<p>Science</p>	<p>Which materials should the Three Little Pigs have used to build their house?</p>	

	<p>We will be describing materials using our senses, we will be naming materials and exploring what they are made of, sorting materials, discussing the similarities and differences of materials, choosing the correct material for a job and the changing states of materials.</p> <p>Working scientifically</p> <ul style="list-style-type: none"> • Ask simple scientific questions. • Observe carefully, using simple equipment • Gathering and recording data to help in answering questions. 	
<p>History</p> 	<p>The Great Fire of London.</p> <ul style="list-style-type: none"> • We will be investigating through photographs and artefacts, the great fire of London and how it impacted the lives of people living in the UK. • Significant people involved with the Great Fire of London. • What life was like in 1666, living, working, going to school. • How things have changed since the fire. 	 <p>Solidarity</p> <p>We believe in Showing we care (Solidarity)</p>  <p>Shristi the Sun bear</p>
<p>Music</p> 	<ul style="list-style-type: none"> • Music continues to be taught by Mr B. 	
<p>Computing</p>	<p>We will be revisiting online safety.</p> <p>Unit 2- Grouping and Sorting</p> <ul style="list-style-type: none"> • To sort items using a range of criteria • To sort items on the computer using the 'grouping' activities on Purple Mash. <p>Unit 3- Pictograms</p> <ul style="list-style-type: none"> • To understand that data can be represented in picture form. • To contribute to a class pictogram. • To use a pictogram to record the results of an experiment. 	
<p>PE</p> 	<p><u>Multi-Skills and Health Related Exercise Games and Gymnastics</u></p> <ul style="list-style-type: none"> • Demonstrate changes of direction, level and speed. • Develop the fundamentals of movement - jog, jump, hop, learn to place their weight on their hands and balance • Children will learn to throw and catch with increasing accuracy. 	<p>Participation</p> <p>We believe in Taking part (Participation)</p>  <p>Patariki the Penguin</p> <p>We will all take part in PE.</p>

<p>Art</p> 	<p>Can You Make a Pinch Pot?</p> <p>We will be making a 3D model, after looking at an artist.</p> <ul style="list-style-type: none"> • Practice rolling, pinching and kneading • Practice different decoration techniques • Design and making a pinch pot from a design 	
<p>PSHE</p> 	<p><u>Dreams and Goals</u></p> <p>We will be setting personal goals and understand how we can achieve these. We will be talking about challenges and think about things that may make it harder to achieve and work out how to overcome them. We will be talking about how success makes us feel.</p>	