

## Curriculum Information - Year Three - Spring 1

RE



### Christmas

We will look at the reaction of the Shepherds when they heard the news of Christ's birth and at the different names that the Angels called Jesus. We will think about the meaning behind this and also look at how the crib is a special reminder of what happened.

### Reconciliation

In this unit, we will discuss how we have the freedom to make our own choices. We will learn that sometimes we might make the wrong choice which can lead to different consequences for ourselves or for others. We will look at the teachings of Jesus about forgiveness and know that Jesus would want us to follow in his footsteps.



English

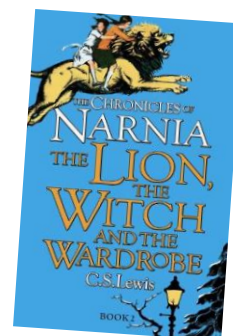
### Book focus:






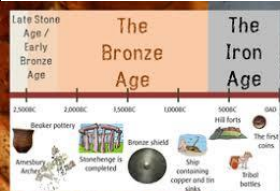
**The Lion, The Witch and The Wardrobe**  
by C.S.Lewis









Four adventurers step through a wardrobe door and into the land of Narnia - a world enslaved by the power of the White Witch. When almost all hope is lost, the return of the Great Lion, Aslan, signals a great change... and a great sacrifice.

We will use this text to spark our imaginations as we go on another adventure through narrative. We will use the book to inspire our own writing, with a focus on a character and setting descriptions, formal letter writing and persuasive language.

- **Grammar focus:** Expanded noun phrases, up-levelled vocabulary, paragraphing, apostrophes for possession, direct speech.



<p><b>Reading</b></p>	<p><b><u>Book focus:</u></b></p> <p><b>The Butterfly Lion</b> by Michael Morpurgo</p> <p>Bertie rescues an orphaned white lion cub from the African bush. Inseparable until Bertie has to go away to boarding school and the lion is sold to a circus, the boy swears that one day they will see one another again.</p> <p>We will read the text during our Guided Reading sessions and use it to practise our skills of:</p> <ul style="list-style-type: none"> <li>• Inference and Deduction</li> <li>• Vocabulary building</li> <li>• Predicting</li> <li>• Summarising</li> </ul>	
<p><b>Maths</b></p> 	<p><b><u>Multiplication and Division</u></b></p> <ul style="list-style-type: none"> <li>• write and calculate mathematical statements for multiplication and division, using mental and formal written methods</li> <li>• solve problems, including missing number problems, involving multiplication and division</li> </ul> <p><b><u>Length and Perimeter</u></b></p> <ul style="list-style-type: none"> <li>• measure, compare, add and subtract: lengths (m/cm/mm); mass (kg/g); volume/capacity (l/ml)</li> <li>• measure the perimeter of simple 2-D shapes</li> </ul> <p><i>Please continue to practise your times tables at home to help during our Maths lessons!</i></p>	
<p><b>Science</b></p> 	<p><b><u>Animals including Humans</u></b></p> <p><b>How does Usain Bolt move so quickly?</b></p> <ul style="list-style-type: none"> <li>• Explore how animals including humans need the right types and amounts of food to provide nutrition for their bodies</li> <li>• Look at how humans and some other animals have skeletons and muscles for support, protection and movement</li> </ul>	
<p><b>History</b></p> 	<p><b><u>The Bronze and Iron Ages</u></b></p> <p><b>Did the lives of ancient Britons really change that much between the Stone Age and Iron Age?</b></p> <ul style="list-style-type: none"> <li>• Understand why the stone age period came to an end and how the introduction of bronze changed the lives of Ancient Britons</li> <li>• Explore how housing changed and farming developed</li> </ul>	

	<ul style="list-style-type: none"> <li>Explore how burial traditions teach us about the past</li> </ul>	
<b>Art</b>	<b><u>Iron Marquette Pot</u></b> In this unit of work, children will explore how to make a clay pot based on Iron Age pottery found during the Neolithic pots.	
<b>Computing</b>	<b><u>Touch Typing</u></b> Children will aim to use typing terminology, use a keyboard with their right and left hands and use the home keys and the top and bottom rows.  <b><u>Email (including email safety)</u></b> We will learn how to open and respond to emails safely and think about how to add attachments where appropriate.	
<b>French</b> 	<b><u>Je parle Francais</u></b> <ul style="list-style-type: none"> <li>Say how old you are</li> <li>Know the French words for classroom objects</li> <li>Name the items in a pencil case</li> <li>Describe where you live</li> </ul>	
<b>PE</b>	<b><u>Multi-skills</u></b> <ul style="list-style-type: none"> <li>This half term, we will be working with Mr Sigley to practice gymnastics.</li> <li>PE will normally take place on a Thursday but please have PE kits in school all week, in case of changes to the timetable.</li> </ul>	
<b>Music</b> 	Music will continue to be taught by Mrs Davidson each week. We are learning to play the recorder.	
<b>PSHE</b> 	<b><u>Dreams and Goals</u></b> <ul style="list-style-type: none"> <li>Show understanding that some people face difficulties when trying to achieve their dreams and goals</li> <li>Know that it is important to stay motivated even when things are challenging</li> <li>Try to always have a positive attitude and learn to work well with others</li> </ul>	

<b>Homework</b>	<ul style="list-style-type: none"><li>• Two pieces of homework will be handed out on a Friday and should be completed and handed in by the following Wednesday.</li><li>• Please continue to read every night at home. Diaries will be checked daily. Children can change their reading book when a book has been completed and their diary has been signed.</li></ul>
-----------------	--